



**A. JOHN MORIS & CO.,**

CHARTERED ACCOUNTANTS

**AUDITOR'S REPORT**

UDIN: 20023082AAAAQU8598

To the Board Members of "M/s. Evangelical Social Action Forum."

**Report on the Audit of the Financial Statements**

**Opinion**

We have audited the financial statements of "M/s. Evangelical Social Action Forum", which comprise the balance sheet as at 31<sup>st</sup> March 2020, and Statement of Income and Expenditure for the year then ended.

In our opinion and to the best of our information and according to the explanations given to us, the aforesaid financial statements give the information required in the manner so required and give a true and fair view. Further, Evangelical Social Action Forum, has in all material respects, an adequate internal financial control system over financial reporting and were operating effectively as at 31<sup>st</sup> March 2020.

**Management Responsibility for Financial Statements**

The Evangelical Social Action Forum Board is responsible for the matters stated with respect to the preparation of these financial statements that give a true and fair view of the financial position, financial performance and cash flows of Evangelical Social Action Forum in accordance with the AS's and other accounting principles generally accepted in India.

This responsibility also includes maintenance of adequate accounting records in accordance with the provisions of the Income Tax Act for safeguarding the assets of Evangelical Social Action Forum and for preventing and detecting frauds and other irregularities; selection and application of appropriate accounting policies; making judgments and estimates that are reasonable and prudent; and design, implementation and maintenance of adequate internal financial controls, that were operating effectively for ensuring the accuracy and completeness of the accounting records, relevant to the preparation and presentation of the financial statement that give a true and fair view and are free from material misstatement, whether due to fraud or error.

Those Board of Evangelical Social Action Forum is also responsible for overseeing the Association financial reporting process.





**A. JOHN MORIS & CO.,**

**CHARTERED ACCOUNTANTS**

**Auditor's Responsibilities for the Audit of the Financial Statements**

Our objectives are to obtain reasonable assurance about whether the financial statements as a whole are free from material misstatement, whether due to fraud or error, and to issue an auditor's report that includes our opinion. Reasonable assurance is a high level of assurance, but is not a guarantee that an audit conducted in accordance with SAs will always detect a material misstatement when it exists. Misstatements can arise from fraud or error and are considered material if, individually or in the aggregate, they could reasonably be expected to influence the economic decisions of users taken on the basis of these financial statements.

**For A. John Moris & Co.,**

Chartered Accountants

FRN: 007220.S



**CA G Kumar**

Senior Partner

M. No.: 023082

Place: Chennai

Date: 07/12/2020

Assessee Name	EVANGELICAL SOCIAL ACTION FORUM	P.A.NO.	AAATE0412G
Status	Trust	I.T.Jurisdiction	KRL/W/22/1
Date of Incorporation	March 11, 1992		
Address	FIRST FLOOR VISWAS BHAWAN, MANNUTHY THRISSUR, KERALA - 680651	Year Ending	31.03.2020
		Asst.Year	2020-21
			Amount in (Rs)
<b>COMPUTATION OF TOTAL INCOME</b>			
<b>Income from Other Sources</b>			
Local Income		21,21,15,935	
Foreign Income		3,28,44,125	
	<b>Gross Receipts</b>		<b>24,49,60,060</b>
<b>Exemption U/s 11</b>			
Amount spent towards charitable expenditure		22,17,66,793	
Amount spent towards purchase of fixed assets		1,05,94,196	
Amount set apart U/s 11(1) clause (2)			
	<b>Total Expenditure</b>		<b>23,23,60,989</b>
	<b>Total Income</b>		<b>1,25,99,070</b>
	<b>0</b>		
II) Amount accumulated or Set apart to charitable purpose to the extent it does exceed 15% of income			
	<b>Net Tax Payable</b>		<b>-</b>
	Less: TDS as per 26AS		4,50,456.00
<b>Tax Payable/(Refundable)</b>			<b>-4,50,456.00</b>
Place: Thrissur			
Date : 07/12/2020			

**EVANGELICAL SOCIAL ACTION FORUM**  
**MANNUTHY, THRISSUR, KERALA**  
**BALANCE SHEET AS ON 31st MARCH, 2020**

UDIN: 20023082AAAAQU8598

Particulars	Annexures	31.03.2020	31.03.2019
<b>SOURCES OF FUNDS:</b>			
<b>CAPITAL FUND</b>			
Donated capital fund	1	1,05,94,255	1,05,94,255
Surplus/ (-) Deficit	2	12,46,15,437	10,97,55,716
Revaluation Reserve		9,99,55,350	9,99,55,350
<b>BORROWED FUND</b>			
Long term loans-Commercial Rates	3	9,16,541	24,56,969
Other Short term Liabilities	4	6,81,79,360	5,90,08,862
		<b>30,42,60,943.00</b>	<b>28,17,71,152</b>
<b>APPLICATION OF FUNDS:</b>			
Property Plant and Equipment	6	18,89,39,793	18,66,79,142
<b>CURRENT ASSETS</b>			
Deposits and Advances	7	6,39,29,001	5,50,48,518
Cash and Bank balances	8	7,77,63,060	8,13,94,585
		<b>14,16,92,061</b>	<b>13,64,43,103</b>
Less: CURRENT LIABILITIES & PROVISIONS	5	2,63,70,910	4,13,51,093
<b>NET CURRENT ASSETS</b>		<b>11,53,21,150</b>	<b>9,50,92,009</b>
<b>Total</b>		<b>30,42,60,943.00</b>	<b>28,17,71,152</b>


By order of the board.

Vide our separate report of even date.

For A.JOHN MORIS & Co.,

Chartered Accountants

FRN.: 0072208


  
**Prof. Elizabeth John**  
 (President)  
 Place : Thrissur  
 Date: 07/12/2020



  
**Mereena paul**  
 (Secretary)

  
**Christudas KV**  
 (Treasurer)



  
**G. KUMAR**  
 (Partner)  
 M. No. 023082

**EVANGELICAL SOCIAL ACTION FORUM**

**MANNUTHY, THRISSUR, KERALA**

**INCOME AND EXPENDITURE ACCOUNT FOR THE YEAR ENDED 31st MARCH 2020**

UDIN: 20023082AAAAQU8598

Particulars	Annexures	31.03.2020	31.03.2019
<b>REVENUE:</b>			
Funds received Domestic	9	12,18,44,943	8,13,58,840
Funds received Foreign (FCRA 2010 covered)	10	3,28,44,125	3,67,73,687
Donations received	11	3,70,859	1,08,99,949
Income from Investments	12	57,62,341	32,54,071
General Projects	13	1,39,07,413	67,58,107
ESAF Medical Mission	14	7,02,30,379	6,26,15,781
		<b>24,49,60,060</b>	<b>20,16,60,435</b>
<b>EXPENDITURE:</b>			
Financial Cost	15	1,76,864	1,66,036
Inland Projects Expenses	16	12,65,49,590	8,09,69,457
Foreign Donation Project Expenses	17	2,44,36,340	3,73,21,288
ESAF Medical Mission Expenses	18	7,06,03,998	6,42,68,192
Depreciation	6	83,33,545	76,65,111
		<b>23,01,00,338</b>	<b>19,03,90,084</b>
Excess/Deficit (-) of Income over expenditure		1,48,59,721	1,12,70,351
Less: Prior Period Item			-
Excess of income over expenditure after adjustments of prior period items		<b>1,48,59,721</b>	<b>1,12,70,351</b>

By order of the board.

Vide our separate report of even date.

**For A.JOHN MORIS & Co.,**

Chartered Accountants

FRN.: 0072205

*E. John*

**Prof.Elizabeth John**  
(President)

Place : Thrissur  
Date: 07/12/2020

*Mereena paul*


**Mereena paul**  
(Secretary)

*Christudas KV*

**Christudas KV**  
(Treasurer)

*G.KUMAR*

**(G.KUMAR)**  
(Partner)  
M. No. 023082



**EVANGELICAL SOCIAL ACTION FORUM**  
**MANNUTHY, THRISSUR, KERALA**

**Schedules to the Audited Financial Statements for the Year ended 31st March, 2020**  
**Significant Accounting Policies and Notes on Accounts**

**I SIGNIFICANT ACCOUNTING POLICIES:**

**1.1 Basis of Preparation of Financial Statements:**

1.1.1 The financial statements are prepared under historical cost convention. The Society generally follows accrual basis

**1.2 Revenue Recognition:**

1.2.1 In the case of advances made by the Society to other enterprises and projects with the object of promotion of Self

**1.3 Grants and donations:**

Revenue grants and donations relating to domestic and foreign projects of the Society are recognised as income in

**1.4 Fixed Assets:**

1.4.1 These are stated at cost.

1.4.2 Depreciation is provided on Written Down Value method at the following rates :

Category of Asset	Rate of depreciation
Building	5.00%
Furniture and Fixtures	10.00%
Computers & Accessories	40.00%
Vehicle	15.00%
Office Equipments	15.00%
Clinical Equipments	15.00%
Plant & Machinery	15.00%

1.4.3 No depreciation is charged to Income & Expenditure account on assets acquired through Grants with related conditions, wherever applicable.

**1.5 Projects:**

Revenue grants, Technical fees and advances received for the execution of projects by the Society during the year are recognised as income and expenses incurred for the projects are charged to revenue.

**1.6 Inventory:**

Stock of medicines and related materials at the disposal of Esaf Medical Mission is valued at cost or Market price

**II NOTES ON OPERATIONS:**

1.1 During the year under consideration the Society has concentrated its efforts on charitable activities including


1.2 The operations of the Society is mostly concentrated in the States of Kerala, Tamilnadu, Maharashtra, Chattisgarh

1.3 Groupings and figures of the previous year are rearranged wherever found necessary to facilitate easier



**EVANGELICAL SOCIAL ACTION FORUM**  
**MANNUTHY, THRISSUR, KERALA**  
**ANNEXURES TO FORM PART OF THE FINANCIAL STATEMENTS**

Particulars	31.03.2020	31.03.2019
<b><u>Annexure - 1</u></b>		
<b><u>CAPITAL FUND</u></b>		
<b><u>CORPUS</u></b>		
General Corpus Fund	1,05,94,255	1,05,94,255
	<b>1,05,94,255</b>	<b>1,05,94,255</b>
<b><u>Annexure - 2</u></b>		
<b><u>SURPLUS/ (DEFICIT)</u></b>		
Accumulated Surplus/ (Deficit)	10,97,55,716	9,84,85,365
Current Year Surplus	1,48,59,721	1,12,70,351
	<b>12,46,15,437</b>	<b>10,97,55,716</b>
<b><u>Annexure - 3</u></b>		
<b><u>BORROWED FUND</u></b>		
<b><u>LONG TERM LOAN (Commercial Rate)</u></b>		
<b>Vehicle Loan</b>		
kotak Mahindra	8,11,890	12,10,321
<b>Loan from Financial Institutions</b>		
Cooperative Bank	-	7,47,050
HDFC Bank	1,04,651	4,99,598
	<b>9,16,541</b>	<b>24,56,969</b>
<b><u>Annexure - 4</u></b>		
<b><u>OTHER SHORT TERM LIABILITIES</u></b>		
Esaf Staff Welfare Trust- General	5,53,592	4,21,188
Esaf Charity Fund	2,79,04,363	1,88,66,269
ESAF SHG Federation	3,22,19,860	3,22,19,860
Prachodhan SHG Federation, Raipur	75,01,545	75,01,545
	<b>6,81,79,360</b>	<b>5,90,08,862</b>
<b><u>Annexure - 5</u></b>		
<b><u>CURRENT LIABILITIES &amp; PROVISIONS</u></b>		
<b><u>Advances and Deposits Received</u></b>		
Opportunity International, USA	3,84,982	39,13,021
LIC	-	1,00,00,000
Philips	-	10,43,750
Care India	-	16,16,899
Partners In Prosperity	-	10,00,000
Normission	-	41,18,302
Health Bridge	-	16,29,309
Embassy of Netherlands	11,62,000	-
Caution deposit	3,11,853	1,47,602
Canteen Rent Deposit	50,000	50,000
Death Fund	11,800	-
Members Welfare Fund- General	5,51,028	5,50,928
MESS ADVANCE (DEPOSIT)	4,100	4,100
Pain and paliative - New venture	4,00,000	4,00,000
Income received in advance	19,385	-
CAPSTONE ARCHITECT	6,25,875	6,25,875
<b>Total</b>	<b>35,21,022</b>	<b>2,50,99,785</b>



<b>EVANGELICAL SOCIAL ACTION FORUM</b>		
<b>MANNUTHY, THRISSUR, KERALA</b>		
<b>ANNEXURES TO FORM PART OF THE FINANCIAL STATEMENTS</b>		
<b>Employee Benefit Payables</b>		
EPF Payable - General	3,20,031	4,40,919
EPF Payable - Thachampara Hospital	2,23,911	1,70,681
ESI Payable- Thachampara Hospital	43,360	75,142
Honorarium Payable	-	89,087
Professional Tax Payable	-	13,128
Salary Payable	-	1,03,629
<b>Total</b>	<b>B</b>	<b>5,87,302</b>
<b>Other Payables</b>		
Books and periodicals- Nursing school	3,81,087	36,762
Nursing school Fee Payable	1,42,542	1,42,542
Professional Fees Payable	10,46,584	9,38,447
Sundry Creditors- ESAF MEDICAL MISSION	97,33,145	1,04,63,718
Godrej Agro Vet Expenses Payable	12,16,400	-
Audit fee Payable	20,000	-
Sundry Payables	27,305	1,24,155
Relief Expenses Payable	56,88,514	-
Electricity Payable	1,03,404	-
TDS Payable	4,82,252	5,33,488
GST Payable	34,21,354	31,19,610
<b>Total</b>	<b>C</b>	<b>2,22,62,586</b>
<b>Grand Total</b>	<b>A+B+C</b>	<b>2,63,70,910</b>
<b>Annexure - 7</b>		
<b>DEPOSITS &amp; ADVANCES</b>		
<b>Advances</b>		
Advance Tax Paid	3,31,488	3,31,488
Advance to Cumbum Land, Dairy Project	1,52,21,000	1,52,21,000
Advances for Modarch- Thachanpara Hospital	-	50,000
Other Advances	4,38,699	3,53,153
Program Advance	11,65,662	12,33,261
Staff Advance	2,60,743	1,29,943
Rent Advance	53,000	77,000
Salary Advance	-	1,000
Staff Loans	9,329	9,329
Prepaid Assets	65,518	1,96,322
<b>Total</b>	<b>A</b>	<b>1,75,45,439</b>
<b>Other Recievables:</b>		
Books And Uniform Receiveable- Thachanpara Hospital	9,92,539	10,12,539
CHN Affiliation Fee Receiveable- Thachampara Hospital	40,300	40,100
Clinical Posting Fee Receiveable- Thachampara Hospital	4,09,800	3,78,000
Establishment Fee Receiveable - Thachampara Hospital	20,500	20,500
Closing stock- Thachampara Hospital	44,30,938	47,05,063
ESAF Homes & Infrastructure (P) Ltd.	26,68,261	26,68,261
ESAF Retail	61,457	61,457
Receivable at Nursing School	44,50,758	44,43,302
Income Accrued but not due	-	5,41,769
Receivable from ESI A/c	23,91,806	23,91,806
PRACHODAN DEVELOPMENT SERVICES	-	10,85,500
Sundry Debtors- ESAF MEDICAL MISSION	3,54,065	3,16,384
TDS Accounts	1,04,75,942	1,00,25,486
ITC Available	35,79,706	15,88,696
<b>Total</b>	<b>B</b>	<b>2,98,76,071</b>



**EVANGELICAL SOCIAL ACTION FORUM**  
**MANNUTHY, THRISSUR, KERALA**  
**ANNEXURES TO FORM PART OF THE FINANCIAL STATEMENTS**

<b>Deposits</b>		
Other Deposits	2,75,600	3,02,975
Electricity Deposit	2,27,546	1,65,679
Rental Deposits	24,58,977	15,23,977
Security Deposit	1,34,84,729	61,13,890
Telephone deposit	60,639	60,639
<b>Total</b>	<b>C</b>	<b>1,65,07,491</b>
		<b>81,67,160</b>
<b>Grand Total</b>	<b>A+B+C</b>	<b>6,39,29,001</b>
		<b>5,50,48,518</b>
<b>Annexure - 8</b>		
<b>CASH AND BANK BALANCES</b>		
Cash in hand	6,12,163	5,17,643
Balance with Banks in Savings Bank & Current Accounts	7,21,73,587	6,78,23,956
Fixed Deposit with South Indian Bank	35,00,000	68,22,479
Fixed Deposit with Co-operative Bank	-	19,99,690
Fixed Deposit with ICICI Bank	-	26,82,227
Fixed Deposit with State Bank of India	14,77,310	-
Recurring Deposit with Co-operative Bank	-	15,48,590
	<b>7,77,63,060</b>	<b>8,13,94,585</b>
<b>Annexure - 9</b>		
<b>Funds received Domestic</b>		
Funds from Centre for Environment Development	25,800	80,200
Funds From EMFIL CSR Activities	-	1,72,51,252
Funds from FMO Project- EMFIL	-	15,00,000
Funds from DDUCKY	3,09,63,113	1,39,50,990
Funds from Signify India	1,97,32,600	-
Funds from Godrej	74,96,663	22,55,500
Funds from Philips	10,43,750	31,31,250
Funds from LIC	1,00,00,000	-
Funds for CSR activities	3,38,96,466	2,53,60,895
Funds From NABARD, Kerala	55,96,000	12,88,564
Funds From NABARD, Tamil Nadu	7,57,000	44,58,076
Funds from SFAC	-	4,09,800
Funds from UNDP -Disha project	-	10,74,438
Funds received from ATMA	1,000	-
Funds received from KRWSA, Thiruvananthapuram	-	9,08,930
E-Funds received from ABLC	-	39,24,800
Funds received from Thriveni Earth Mover Pvt Ltd, Dumka	-	10,82,350
Funds Received from CARE India	53,64,330	26,05,700
Funds From Narotham	2,52,965	2,08,241
Funds Received from Social Justice Department	48,844	5,86,000
Funds received from NRLM DRDA GUMLA	1,76,700	-
Funds received from TRIF	39,880	-
Funds received from SIDBI	8,31,457	-
Funds from MMLKUVB	14,91,334	12,59,100
Funds from Jharcraft- Dumka	34,49,350	-
Funds received from Syngenta Foundation	1,79,550	-
Funds Received from MSME-Dumka	4,98,141	22,754
	<b>12,18,44,943</b>	<b>8,13,58,840</b>



**EVANGELICAL SOCIAL ACTION FORUM**  
**MANNUTHY, THRISSUR, KERALA**  
**ANNEXURES TO FORM PART OF THE FINANCIAL STATEMENTS**

<b>Annexure - 10</b>		
<b>FOREIGN FUNDS RECEIVED (FCRA 2010 covered)</b>		
Funds from Health Bridge	44,67,009	30,82,860
Funds from Oak seed Ministries	-	7,19,961
Funds received from Normisjon - Stone Quarry Project	94,40,252	27,12,621
Funds received from Normisjon- LIMS Project	63,60,881	48,75,416
Funds received from Natan Foundation	-	1,38,142
Funds received from UN Habitat	51,18,284	2,52,421
Funds received from Partners in Prosperity	10,00,000	53,00,000
Funds received from Americas Foundation	32,600	1,61,250
Funds received from Barkley UK	-	6,000
Funds received from Care India Solution	22,08,334	42,44,286
Funds received from MSME Clustur	-	9,45,893
Funds received from Nederlandse Financierings	37,94,553	32,99,211
Funds received from Luthern World Services	-	55,10,925
Funds received from Westpack Banking Corporation	-	9,528
Funds received from SAARC development fund	3,48,000	-
Funds received from Financial Analyst Department	-	1,39,984
Individual donations	3,000	1,45,955
Reimbursement from Habitat- UDHAN	-	-
Reimbursement from Opportunity International	71,212	52,29,233
	<b>3,28,44,125</b>	<b>3,67,73,687</b>
<b>Annexure - 11</b>		
<b>Donation Received</b>		
Individual donations	25,980	1,26,520
Donation received for Kerala Flood relief Activities	51,669	1,01,03,152
Forest Department	2,71,450	20,000
Pradan	21,760	-
Let them Smile - Dhumka (Child care Program)	-	6,50,277
	<b>3,70,859</b>	<b>1,08,99,949</b>
<b>Annexure - 12</b>		
<b>Income From Investments</b>		
Interest on Savings Bank accounts	41,76,767	28,02,174
Interest on Fixed Deposits with Banks	15,85,574	4,51,897
	<b>57,62,341</b>	<b>32,54,071</b>
<b>Annexure - 13</b>		
<b>GENERAL PROJECTS INCOME</b>		
Agricultural Income	53,367	3,03,779
Discount Received	2	2,022
Income from Training	69,95,115	3,16,940
Fee collection	21,53,618	15,34,141
Income from DC Dumka	-	29,37,330
Income from SC ST Awareness Program	-	47,866
Income from Canteen	55,000	57,660
Skill Development income	18,83,672	-
Miscellaneous income	75,007	1,44,670
ESAF Dumka Child Care Programme	12,81,773	-
Reimbursement from BM Academy	12,33,201	3,776
Balajyothei play	4,600	-
Rent Income	1,72,058	14,09,923
	<b>1,39,07,413</b>	<b>67,58,107</b>
<b>Annexure - 14</b>		
<b>ESAF MEDICAL MISSION INCOME</b>		
Income from Thachanpara Hospital	6,62,36,672	6,15,31,977
Income From Nursing School	39,93,707	3,72,700
Individual Donations	-	7,11,104
	<b>7,02,30,379</b>	<b>6,26,15,781</b>



**EVANGELICAL SOCIAL ACTION FORUM**  
**MANNUTHY, THRISSUR, KERALA**  
**ANNEXURES TO FORM PART OF THE FINANCIAL STATEMENTS**

<b>Annexure - 15</b>		
<b>Finance Cost</b>		
Interest & Processing fee on Borrowings	1,76,864	1,66,036
	<b>1,76,864</b>	<b>1,66,036</b>
<b>Annexure - 16</b>		
<b>General Projects Expenses</b>		
Auditors Expenses	25,380	20,530
Community Transformation Hub, Trichur- CSR expenses	2,29,65,955	46,05,003
Integrated Training Project expenses - DUMKA - GENERAL	75,10,274	2,31,25,144
Children training Expenses - DUMKA - LIMS	14,23,277	1,20,79,760
Deen Dayal Upadyay Grameen Kalyan Yojana expenses- Karnataka	3,10,31,384	1,00,98,884
Duty & Legal Charges	47,289	24,651
Employee Benefit Expenses	34,48,637	21,54,140
Farmers Producers Project expense- NABARD	69,62,913	92,16,631
Fees & subscription & registration renewal expenses	2,89,751	1,03,416
Other Inland Project Expenses	82,02,137	94,26,309
Relief Expenses	3,25,76,954	83,14,596
Insurance charges	11,33,227	63,811
Interest, Rates & Taxes	11,73,666	150
KRWSA Expenses incurred	-	3,31,749
Small Farmers Agriconsortium expenses	1,22,058	-
Mangalya Nidhi Expenses-CSR expenses	-	85,000
Solar Project-SIGNIFY expenses	61,29,600	-
Misc Expenses	1,720	1,000
Office Expenses	45,773	11,719
Books & periodicals	1,920	-
Other project expenses	6,250	792
Rent	2,37,518	6,58,122
Printing & stationery	52,897	-
Repairs & Maintenance	36,323	42,520
Travelling and conveyance	3,93,894	98,213
Vehicle Maintenance- Fuel	11,022	2,18,044
Vehicle Maintenance- Repairs	31,269	98,529
ITC Reversed expense	26,88,504	1,90,744
	<b>12,65,49,590</b>	<b>8,09,69,457</b>
<b>Annexure - 17</b>		
<b>FOREIGN CONTRIBUTION REGULATION ACT, 2010 COVERED EXPENSES</b>		
Employee Benefit Expenses	92,70,813	83,95,131
FMO- clean energy project	-	13,14,749
Lahanthi Institute of Multiple Skill project , Dumka	8,32,313	72,40,857
Livable city project- Bangalore	3,10,334	5,78,261
Livable city project- HO	-	5,76,255
Other Project Expenses- HO general	42,79,184	5,48,912
Kerala Relief Expenses	71,06,368	1,25,52,644
Stone quarry project expenses- Dumka	26,37,328	60,73,313
STONE quarry project expenses- HO	-	41,165
	<b>2,44,36,340</b>	<b>3,73,21,288</b>



**EVANGELICAL SOCIAL ACTION FORUM**  
**MANNUTHY, THRISSUR, KERALA**  
**ANNEXURES TO FORM PART OF THE FINANCIAL STATEMENTS**

**Annexure - 18**


**ESAF MEDICAL MISSION EXPENSES**

Advertisement & Publicity	2,41,132	2,13,773
Agricultural Expenses	36,000	-
Bank charges	44,461	17,343
Books & periodicals	17,680	18,075
Consultation Fee to Doctors	1,39,27,205	1,09,24,778
Discount Allowed	1,06,092	1,98,338
Duties and Legal charges	20	-
<b>Employee Benefit Expenses</b>		
Employer Contribution to ESI	4,97,481	3,99,471
Employer Contribution to EPF	14,86,775	10,46,246
Employer Contribution to Welfare Fund	14,920	11,500
Admin Expenses towards EPF	53,839	44,831
Honorarium	1,51,42,596	1,46,23,742
EL Encashment	1,25,486	
Staff welfare expenses	5,57,918	6,34,346
Generator Maintenance	4,29,603	4,28,839
House Keeping Expense	6,39,405	8,00,487
Insurance charges	51,064	77,625
Medical aid to poor	57,566	75,694
Medicines / Ayurvedic/ X Ray/ Laboratory Purchased	2,81,60,906	2,79,14,964
Change in Inventory	2,74,125	-13,51,783
Mess expense	13,65,263	12,08,712
Misc Expenses	8,518	1,09,625
OPD expense	8,57,340	-
Office Expenses	83,224	93,861
Oxygen filling expenses	54,442	47,790
Printing & stationery	7,00,571	9,17,697
Registration renewal Expenses	15,000	15,000
Promotional expenses	25,474	-
Rent	70,000	1,25,500
Vehicle Maintenance- Repairs	3,33,682	
Repairs & Maintenance	6,37,441	20,31,912
School of Nursing expense	1,62,065	1,81,035
Stipend	25,74,582	17,22,085
Study Materials	12,417	6,685
Telephone charges	73,335	1,30,204
Transportation charges	4,45,489	4,34,103
Water & Electricity charges	13,20,881	11,65,714
	<b>7,06,03,998</b>	<b>6,42,68,192</b>



**EVANGELICAL SOCIAL ACTION FORUM**  
**MANNUITHY, THRISSUR, KERALA**  
**DETAILS OF FIXED ASSETS AS ON 31<sup>ST</sup> MARCH 2020**



Particulars	G R O S S		D E L E T I O N		D E P R E C I A T I O N		N E T B L O C K	
	As on 01/04/2019	Cost	More than 180 days	Less than 180 days	Deletions	Total As on 31/03/2020	W.D.V As on 31/03/2020	W.D.V As on 31/03/2019
<b>1. General Projects</b>								
Land	9,34,82,708			25,200		9,35,07,908	9,35,07,908	9,34,82,708
Lease Land- Dumka	25,80,306					25,80,306	25,80,306	25,80,306
Building	1,67,19,896					1,67,19,896	1,17,27,094	1,23,44,309
Furniture & Fittings	34,21,768	2,59,509	2,24,893			49,92,802	13,54,721	23,38,047
Office equipments	10,03,165		18,582			5,65,158	4,56,589	5,16,942
Plant & Machinery	77,00,668		30,805			45,12,212	32,19,261	37,53,843
Vehicle	53,35,465		8,300			35,31,894	18,11,871	21,22,580
Computer & Acc	73,21,989	2,91,450	12,54,979			53,99,174	34,69,244	38,17,318
Digital Video Camera	1,27,780					1,19,846	8,319	9,787
LCD Projector	1,03,000					97,665	5,335	6,276
Sundry equipments	32,767					28,334	4,433	5,215
Dumpy level instruments	19,998					17,212	2,786	3,278
Tools & Equipments	13,99,870	5,08,584	6,44,270			7,95,872	17,56,852	8,57,183
Library Books	15,552					15,552	0	0
Trade Mark	4,30,600					3,31,632	74,226	98,968
Buildings Work-In-Progress		27,71,735	17,25,173			44,96,908		
<b>Total</b>	<b>13,96,95,532</b>	<b>38,31,278</b>	<b>39,32,202</b>	<b>1,77,58,772</b>	<b>40,37,659</b>	<b>12,56,72,581</b>	<b>12,19,36,760</b>	
<b>2. FCRA Projects</b>								
Furniture & Fittings	26,56,367		1,66,743			16,39,774	11,83,336	11,38,811
Office equipments	16,03,211		15,800			11,75,450	4,43,561	5,04,642
Vehicle	71,69,005		97,879			49,40,610	26,21,641	26,21,641
Computer & Acc	79,63,682					73,50,471	7,11,090	10,54,644
Land	2,00,000					2,00,000	2,00,000	2,00,000
Building	5,22,792					2,39,092	2,83,700	2,98,632
Buildings Work-In-Progress	67,48,938		16,24,272			83,73,210	67,48,938	67,48,938
Plant & Machinery	34,04,440					17,51,310	16,53,130	19,44,859
Library Books	8,991					8,991		
Tools & Equipments	4,92,361		3,899			3,54,137	1,42,123	1,62,961
<b>Total</b>	<b>3,07,69,787</b>	<b>19,08,593</b>	<b>1,908,593</b>	<b>1,60,94,659</b>	<b>13,65,176</b>	<b>1,74,59,835</b>	<b>1,52,18,545</b>	<b>1,46,75,128</b>
<b>3. ESAF Medical Mission</b>								
Land	1,67,33,236					1,67,33,236	1,67,33,236	1,67,33,236
Building	2,51,47,782	86,717	2,33,213			1,87,87,281	1,94,50,018	1,94,50,018
Bio Gas Plant	2,21,209					1,89,745	31,464	37,017
Computer & Acc	8,85,803	45,300	18,650			7,77,646	1,72,107	2,16,678
Furniture & Fittings	1,12,02,656	63,400	1,89,356			59,61,782	54,93,630	58,40,758
Plant & Machinery	16,50,289					9,26,216	7,24,073	8,51,851
Clinical equipments	1,80,64,422	17,450	2,48,944			1,33,37,365	49,93,451	55,86,289
Computerised Radiography	7,80,000					6,53,640	2,10,600	2,10,600
Office equipments	2,26,211	19,093				1,18,129	1,27,175	1,30,525
Mobilo	15,51,500					7,41,607	8,09,893	9,52,815
<b>Total</b>	<b>7,64,63,108</b>	<b>2,31,960</b>	<b>6,90,163</b>	<b>2,64,53,321</b>	<b>29,33,240</b>	<b>2,93,86,561</b>	<b>4,79,98,670</b>	<b>5,00,09,787</b>
<b>4. JALANDEHI PROJECT, KUTTIYATTOOR</b>								
Computer & Acc	43,039					39,591	3,448	5,746
Furniture & Fittings	95,781					49,232	46,549	51,721
<b>Total</b>	<b>1,38,820</b>					<b>88,823</b>	<b>49,997</b>	<b>57,467</b>
<b>Grand Total</b>	<b>24,70,67,247</b>	<b>40,63,238</b>	<b>65,30,958</b>	<b>25,76,61,443</b>	<b>83,33,545</b>	<b>6,87,21,650</b>	<b>18,89,39,793</b>	<b>18,66,79,182</b>



**EVANGELICAL SOCIAL ACTION FORUM**  
**MANNUTHY, THRISSUR, KERALA**  
**SUB SCHEDULES TO FORM PART OF THE FINANCIAL STATEMENTS**

<b>CASH AND BANK BALANCES</b>	<b>AMOUNT</b>
SBI A/C NO: 31991466472	1,57,628
PUNJAB NATIONAL BANK 3855903, NAGPUR	3,03,538
ICICI SB A/C NO: 005901042045, NAGPUR	4,720
SBI SB A/C NO: 11204884408, NAGPUR	53,576
IDBI-1257102000002264	14,191
AXIS BANK-910010022286058	38,474
ICICI BANK-063001000121-Dumka	3,03,258
Punjab National Bank 4492000100016236	9,00,062
KOTAK BANK-791188908	16,70,856
Kotak-7912844951	29,89,705
KOTAK-7912843688	8,23,167
SOUTH INDIAN BANK	2,056
CO-OPERATIVE BANK (A/c No.6915/29)	1,668
HDFC BANK LTD.A/C No:50100161766358	6,25,840
S.B.I. A/C No:30194760590-ESAF	8,29,022
S.B.I. A/C No:30245006249	94,859
KOTAK BANK-7912801695- TCR	3,88,781
THE SOUTH INDIAN BANK SB A/C :5608	39,44,210
Axis Sb No. 046010100137324	9,63,744
Bank of India SB No: 855010100009123	8,756
ESAF SFB- 215758	2,69,29,456
ESAF SFB - BM ACADEMY148114	12,65,624
ESAF SFB-LIC-BANK	49,228
ESFB-5020001569005	54,56,686
ESFB- ASAP-50190002448929	6,23,048
Federal Bank A/c No.12800100126878	28,751
Federal Tvm SB No: 13170100098835	2,137
HDFC BANK- 50200034567301	13,66,831
ICICI SB No: 018001005902	54,791
KOTAK BANK-9411605293	46,50,806
Sbi Sb A/c No. 10584382148	5,52,935
Sbt Sb 57036602809	32,599
South Indian Bank 59-53-6496	6,75,677
South Indian Bank Sb 59-53-5607	1,59,81,402
YES BANK 009694600000147	3,85,508
<b>TOTAL</b>	<b>7,21,73,587</b>

<b>LOAN FROM FINANCIAL INSTITUTION</b>	<b>AMOUNT</b>
HDFC Bank loan	1,04,650.59
Kotak Bank - vehicle loan	8,11,890.00
<b>Total</b>	<b>9,16,540.59</b>



**EVANGELICAL SOCIAL ACTION FORUM**  
**MANNUTHY, THRISSUR, KERALA**  
**SUB SCHEDULES TO FORM PART OF THE FINANCIAL STATEMENTS**

INCOME FROM HOSPITAL	AMOUNT
IPD Income	84,71,767
Diagnostic Income	77,22,127
Dental Procedure	4,66,413
OPD Income	1,27,68,099
Pharmacy Income	3,79,79,499
Physiotherapy	6,39,540
Ayurvedha	800
<b>TOTAL</b>	<b>6,80,48,245</b>

INCOME FROM NURSING HOME	AMOUNT
CHN Affiliation fee	8,250.00
Clinical Posting Fee	1,06,655.00
Exam Fee	8,400.00
Lab Fee	65,000.00
Nursing school fee	2,40,000.00
Registration Fee	2,500.00
Fine & penalties	178.00
Library Fee	48,000.00
Grants	35,16,100.00
<b>TOTAL</b>	<b>39,95,083.00</b>

OTHER INLAND PROJECT EXPENSES	AMOUNT
Skill Development Park expenses	36,88,406.00
Godrej Agrovet expenses	35,33,005.00
Telephone expenses	51,890.09
Festival Allowance	1,50,740.00
Office expenses	1,66,037.73
Board Meeting expense	45,739.00
Tribal Helmet expense	21,176.00
Livable City project expenses	15,573.00
Training Expenses	2,51,370.56
Agricultural expenses	2,94,516.70
<b>TOTAL</b>	<b>82,18,454.08</b>

OTHER PROJECT EXPENSES-HO GENERAL	AMOUNT
Kerala Flood expenses	4,32,548.00
Office expenses	26,557.37
Travel expenses	2,23,613.00
Telephone charges	7,844.00
Repairs and Maintenance	7,872.00
Training Expenses	22,80,112.20
Festival Allowance	8,84,387.00
Conveyance	4,16,250.00
<b>TOTAL</b>	<b>42,79,183.57</b>

