



AUDITOR'S REPORT

To the Board Members of "M/s. Evangelical Social Action Forum."

Report on the Audit of the Financial Statements

Opinion

We have audited the financial statements of "M/s. Evangelical Social Action Forum", which comprise the balance sheet as at 31st March 2019, and Statement of Income and Expenditure for the year then ended.

In our opinion and to the best of our information and according to the explanations given to us, the aforesaid financial statements give the information required in the manner so required and give a true and fair view. Further, Evangelical Social Action Forum, has in all material respects, an adequate internal financial controls system over financial reporting were effectively as at 31st March 2019.

Management Responsibility for Financial Statements

The Evangelical Social Action Forum Board is responsible for the matters stated with respect to the preparation of these financial statements that give a true and fair view of the financial position, financial performance and cash flows of Evangelical Social Action Forum in accordance with the AS's and other accounting principles generally accepted in India.

This responsibility also includes maintenance of adequate accounting records in accordance with the provisions of the Income Tax Act for safeguarding the assets of Evangelical Social Action Forum and for preventing and detecting frauds and other irregularities; selection and application of appropriate accounting policies; making judgments and estimates that are reasonable and prudent; and design, implementation and maintenance of adequate internal financial controls, that were operating effectively for ensuring the accuracy and completeness of the accounting records, relevant to the preparation and presentation of the financial statement that give a true and fair view and are free from material misstatement, whether due to fraud or error.







Those Board of Evangelical Social Action Forum is also responsible for overseeing the Association financial reporting process.

Auditor's Responsibilities for the Audit of the Financial Statements

Our objectives are to obtain reasonable assurance about whether the financial statements as a whole are free from material misstatement, whether due to fraud or error, and to issue an auditor's report that includes our opinion. Reasonable assurance is a high level of assurance, but is not a guarantee that an audit conducted in accordance with SAs will always detect a material misstatement when it exists. Misstatements can arise from fraud or error and are considered material if, individually or in the aggregate, they could reasonably be expected to influence the economic decisions of users taken on the basis of these financial statements.

For M/s. A. John Moris & Co.,
Chartered Accountants

FRN No: 007220 S



CA G. Kumar
Senior Partner
Membership No.: 023082

Place: Chennai
Date: 05-09-2019


EVANGELICAL SOCIAL ACTION FORUM
MANNUTHY, THRISSUR, KERALA
BALANCE SHEET AS ON 31st MARCH, 2019


Particulars	Annexures	31.03.2019	31.03.2018
<u>SOURCES OF FUNDS:</u>			
<u>CAPITAL FUND</u>			
Donated capital fund	1	1,05,94,255	1,05,94,255
Accumulated Surplus/ (-) Deficit		9,84,85,365	8,78,00,491
Current year surplus		1,12,70,351	92,23,877
Revaluation Reserve		9,99,55,350	9,99,55,350
<u>BORROWED FUND</u>			
Long term loans-Commercial Rates	2	24,56,969	12,95,851
Other Short term Liabilities	3	5,90,08,862	5,28,95,074
		28,17,71,152	26,17,64,898
<u>APPLICATION OF FUNDS:</u>			
<u>FIXED ASSETS</u>			
	4	18,66,79,142	16,73,26,579
<u>CURRENT ASSETS</u>			
Deposits and Advances	5	5,50,48,518	7,32,92,799
Cash and Bank balances	6	8,13,94,585	6,08,90,626
		13,64,43,103	13,41,83,425
Less: CURRENT LIABILITIES & PROVISIONS	4	4,13,51,093	3,97,45,105
NET CURRENT ASSETS		9,50,92,009	9,44,38,319
Total		28,17,71,152	26,17,64,898


By order of the board.


Vide our separate report of even date.


For **A JOHN MORIS & Co.,**
Chartered Accountants
FRN.: 0072205


Prof. Elizabeth John
(President)
Place : Thrissur
Date: 05-09-2019


Mereena paul
(Secretary)


Christudas KV
(Treasurer)


(G.KUMAR)
(Partner)
M. No. 023082




EVANGELICAL SOCIAL ACTION FORUM
MANNUTHY, THRISSUR, KERALA
INCOME AND EXPENDITURE ACCOUNT FOR THE YEAR ENDED 31st MARCH 2019

Particulars	Annexures	31.03.2019	31.03.2018
REVENUE:			
Funds received Domestic	7	8,13,58,840	3,86,48,489
Funds received Foreign (FCRA 2010 covered)	8	3,67,73,687	1,62,10,499
Donations received	9	1,08,99,949	13,49,420
Income from Investments	10	32,54,071	21,43,107
General Projects	11	67,58,107	2,16,70,859
ESAF Medical Mission	12	6,39,67,564	5,45,84,595
		20,30,12,218	13,46,06,968
EXPENDITURE:			
Financial Cost	13	1,66,036	97,689
Inland Projects Expenses	14	8,09,69,457	4,30,44,966
Foreign Donation Project Expenses	15	3,73,21,288	2,13,77,907
ESAF Medical Mission Expenses	16	6,56,19,975	5,19,87,179
Depreciation	17	76,65,111	63,19,212
		19,17,41,867	12,28,26,952
Excess/Deficit (-) of Income over expenditure		1,12,70,351	1,17,80,016
Less: Prior Period Item			-
Excess of income over expenditure after adjustments of prior period items		1,12,70,351	1,17,80,016

By order of the board.

Vide our separate report of even date.


Prof. Elizabeth John
 (President)
 Place : Thrissur
 Date: 05-09-2019


Mereena paul
 (Secretary)



Christudas KV
 (Treasurer)

For A. JOHN MORIS & Co.,
 Chartered Accountants
 FRN.: 0072205


(G.KUMAR)
 (Partner)
 M. No. 023082

EVANGELICAL SOCIAL ACTION FORUM
MANNUTHY, THRISSUR, KERALA

Particulars	31.03.2019	31.03.2018
ANNEXURES TO FORM PART OF THE FINANCIAL STATEMENTS		
Annexure – 1		
CAPITAL FUND		
CORPUS		
General Corpus Fund	1,05,94,255	1,05,94,255
	1,05,94,255	1,05,94,255
Annexure – 2		
BORROWED FUND		
LONG TERM LOAN (Commercial Rate)		
Vehicle Loan		
kotak Mahindra	12,10,321	12,95,851
Loan from Financial Institutions		
Cooperative Bank	7,47,050	-
HDFC Bank	4,99,598	-
	24,56,969	12,95,851
Annexure – 3		
OTHER SHORT TERM LIABILITIES		
Esaf Staff Welfare Trust- General	4,21,188	75,502
Esaf Charity Fund	1,88,66,269	1,30,98,167
ESAF SHG Federation	3,22,19,860	3,22,19,860
Prachodhan SHG Federation, Raipur	75,01,545	75,01,545
	5,90,08,862	5,28,95,074
Annexure – 4		
CURRENT LIABILITIES & PROVISIONS		
Advances and Deposits Received		
Opportunity International, USA	39,13,021	91,42,254
LIC	1,00,00,000	-
Philips	10,43,750	-
Care India	16,16,899	-
Partners In Prosperity	10,00,000	-
Normission	41,18,302	-
Health Bridge	16,29,309	-
Caution deposit	1,47,602	38,502
CSR FUNDS	-	2,09,70,824
Canteen Rent Deposit	50,000	-
Members Welfare Fund- DNM	-	1,420
Members Welfare Fund- General	5,50,928	5,47,228
MESS ADVANCE (DEPOSIT)	4,100	2,92,148
Pain and paliative - New venture	4,00,000	4,00,000
CAPSTONE ARCHITECT	6,25,875	6,25,875
Total	2,50,99,785	3,20,18,250
	A	
Employee Benefit Payables		
EPF Employee Contribution- General	6,11,600	3,63,713
Employees contribution to welfare fund - Medical Mission	-	880
ESI Payable- Thachampara Hospital	75,142	1,19,574
Honorarium Payable	89,087	-
Professional Tax Payable	13,128	15,028
Salary Payable	1,03,629	3,88,134
Total	8,92,586	8,87,329
	B	
Other Payables		
Books and periodicals- Nursing school	36,762	2,870
Canteen Rent Payable- Thachampara	-	24,191
Mess advance Payable- Thachampara	-	5,383
Nursing school Fee Payable	1,42,542	1,18,542
Professional Fees Payable	9,38,447	-
Rent Payable - Medical Mission	-	5,000
Sundry Creditors	1,04,63,718	55,12,909
Sundry Payables	1,24,155	1,324
TDS Payable	5,33,488	1,99,703
GST Payable	31,19,610	9,69,604
Total	1,53,58,722	68,39,526
	C	
Grand Total	4,13,51,093	3,97,45,105
	A+B+C	




Annexure - 5			
DEPOSITS & ADVANCES			
Advances			
Advance for Land- Dhumka	-	2,11,245	
Advance for Thachanpara Hospital	-	4,17,723	
Advance Tax Paid	3,31,488	3,31,488	
Advance to Cumbum Land, Dairy Project	1,52,21,000	1,52,21,000	
Advance to KSE- BID	-	1,00,000	
Advances for Modarch- Thachanpara Hospital	50,000	50,000	
Other Advances	3,53,153	-	
Program Advance	12,33,261	13,74,304	
Staff Advance	1,29,943	2,29,263	
Rent Advance	77,000	-	
Salary Advance	1,000	3,03,000	
Paul Thomas Advance	-	1,63,005	
Staff Loans	9,329	11,827	
Prepaid Assets	1,96,322	-	
Total	A	1,76,02,496	1,84,12,854
Other Recievables:			
Books And Uniform Receiveable- Thachanpara Hospital	10,12,539	8,87,875	
CAPSTONE Architect	-	6,65,942	
CHN Affiliation Fee Receiveable- Thachampara Hospital	40,100	43,000	
Clinical Posting Fee Receiveable- Thachampara Hospital	3,78,000	3,77,500	
Establishment Fee Receiveable - Thachampara Hospital	20,500	20,500	
Closing stock- Thachampara Hospital	47,05,063	33,53,280	
EEDF Membership fee	-	1,000	
ESAF Enterprises Development Foundation	-	2,70,89,461	
ESAF Homes & Infrastructure (P) Ltd.	26,68,261	26,68,261	
ESAF Retail	61,457	-	
ESAF SWASRAYA PRODUCERS CO LTD-Dumka	-	61,457	
Receiveable at Nursing School	44,43,302	46,69,672	
Income Accrued but not due	5,41,769	6,41,320	
Receieable from ESI A/c	23,91,806	23,91,806	
PRACHODAN DEVELOPMENT SERVICES	10,85,500	-	
Sundry Debtors	3,16,384	2,82,829	
TDS Accounts	1,00,25,486	83,66,134	
Total	B	2,76,90,165	5,15,20,035
Deposits			
Other Deposits	3,02,975	2,96,120	
Electricity Deposit	1,65,679	10,900	
Rental Deposits	15,23,977	11,57,449	
Security Deposit	61,13,890	2,46,457	
Telephone deposit	60,639	57,778	
GST Input Tax credit	15,88,696	15,91,205	
Total	C	97,55,856	33,59,909
Grand Total	A+B+C	5,50,48,518	7,32,92,799
Annexure - 6			
CASH AND BANK BALANCES			
Cash in hand	5,17,643	4,05,530	
Balance with Banks in Savings Bank & Current Accounts	6,78,23,956	4,72,83,941	
Fixed Deposit with South Indian Bank	68,22,479	1,04,63,479	
Fixed Deposit with Co-operative Bank	19,99,690	-	
Fixed Deposit with ICICI Bank	26,82,227	25,77,676	
Recurring Deposit with Co-operative Bank	15,48,590	1,60,000	
	8,13,94,585	6,08,90,626	




Annexure - 7		
Funds received Domestic		
Funds from Centre for Environment Development	80,200	60,000
Funds From EMFIL CSR Activities	1,72,51,252	61,17,224
Funds from FMO Project- EMFIL	15,00,000	20,00,000
Funds from DDUCKY	1,39,50,990	-
Funds From Jharcraft-Dumka	-	38,91,125
Funds from Medicinal Plant Board- Thrissur	-	1,00,000
Funds from Godrej	22,55,500	-
Funds from Philips	31,31,250	-
Funds for CSR activities	2,53,60,895	-
Funds From NABARD, Kerala	12,88,564	73,13,960
Funds From NABARD, Tamil Nadu	44,58,076	70,41,706
Funds from SFAC	4,09,800	36,70,300
Funds from UNDP -Disha project	10,74,438	18,15,360
Funds received from KRWSA, Thiruvananthapuram	9,08,930	8,57,587
E-Funds received from ABLC	39,24,800	40,87,476
Funds received from Thriveni Earth Mover Pvt Ltd, Dumka	10,82,350	12,93,750
Funds Received from CARE India	26,05,700	-
Funds From Narotham	2,08,241	-
Funds Received from Social Justice Department	5,86,000	-
Funds from MMLKUVB	12,59,100	-
Funds Received from MSME-Dumka	22,754	-
Funds received from TATA TRENDS- Tribal Hamle project	-	4,00,001
	8,13,58,840	3,86,48,489
Annexure - 8		
FUNDS RECEIVED FOREIGN (FCRA 2010 covered)		
Funds from Health Bridge	30,82,860	60,54,895
Funds from Oak seed Ministries	7,19,961	2,55,753
Funds received from Normisjion - Stone Quarry Project	27,12,621	62,28,123
Funds received from Normisjion- LIMS Project	48,75,416	34,40,341
Funds received from Natan Foundation	1,38,142	-
Funds received from UN Habitat	2,52,421	-
Funds received from Partners in Prosperity	53,00,000	-
Funds received from Americas Foundation	1,61,250	-
Funds received from Barkley UK	6,000	-
Funds received from Care India Solution	42,44,286	-
Funds received from MSME Clustur	9,45,893	-
Funds received from Nederlandse Financierings	32,99,211	-
Funds received from Luthern World Services	55,10,925	-
Funds received from Westpack Banking Corporation	9,528	-
Funds received from Financial Analyst Department	1,39,984	-
Individual donations	1,45,955	9,000
Reimbursement from Oppportunity International	52,29,233	2,22,387
	3,67,73,687	1,62,10,499
Annexure - 9		
Donation Received		
Individual donations	1,26,520	39,440
Donation received for Kerala Flood relief Activities	1,01,03,152	-
Forest Department	20,000	-
Let them Smile - Dhumka (Child care Program)	6,50,277	13,09,980
	1,08,99,949	13,49,420
Annexure - 10		
Income From Investments		
Interest on Savings Bank accounts	28,02,174	18,62,319
Interest on Fixed Deposits with Banks	4,51,897	2,80,788
	32,54,071	21,43,107



Annexure – 11		
GENERAL PROJECTS INCOME		
Agricultural Income	3,03,779	89,550
Discount Received	2,022	-
Income from Training	3,16,940	-
Fee collection	15,34,141	-
Income from DC Dumka	29,37,330	-
Income from SC ST Awareness Program	47,866	-
Income from Canteen	57,660	-
Income from Green conservancy Project	-	5,75,064
Income from insurance services- SBI LIFE	-	345
Income from Livelihood activities to run Childcare centres- Dumka	-	3,64,920
Miscellaneous income	1,44,670	89,800
Reimbursement - Car Free Day Expenses	-	95,375
Reimbursement - Akshya- Tuberculosis Project	-	47,626
Reimbursement from BM Academy	3,776	28,729
Reimbursement from Vanamitra Project- Dumka	-	60,000
Reimbursement- Jharcraft, Dumka	-	1,61,66,248
Reimbursement of Registration fee- General	-	65,000
Rent Income	14,09,923	10,42,000
Reimbursement of Vehicle insurance	-	45,184
Support for the Child Care project	-	30,01,018
	67,58,107	2,16,70,859
Annexure – 12		
ESAF MEDICAL MISSION INCOME		
Income from Hospital		
Income from Thachanpara Hospital	6,15,31,977	5,30,76,518
Income From Nursing School	3,72,700	7,10,936
Change in inventory	13,51,783	7,97,141
Individual Donations	7,11,104	-
	6,39,67,564	5,45,84,595
Annexure – 13		
Finance Cost		
Interest & Processing fee on Borrowings	1,66,036	97,689
	1,66,036	97,689
Annexure – 14		
General Projects Expenses		
Akshya - Tuberculosis project expenses	-	45,226
Auditors Expenses	20,530	17,294
Community Transformation Hub,Trichur- CSR expenses	46,05,003	8,72,223
Consultation Fees	-	4,65,182
Integrated Training Project expenses - DUMKA - GENERAL	2,31,25,144	1,25,73,905
Children training Expenses - DUMKA - LIMS	1,20,79,760	54,55,195
Deen Dayal Upadhyay Grameen Kalyan Yojana expenses- Karnataka	1,00,98,884	-
Duty & Legal Charges	24,651	19,180
Employee Benefit Expenses	21,54,140	37,53,171
Farmers Producers Project expense- NABARD	92,16,631	1,32,33,455
Fees & subscription& registration renewal expenses	1,03,416	-
Other Inland Project Expenses	94,26,309	30,95,501
Relief Expenses	83,14,596	-
Insurance and Tax paid	63,811	31,728
Interest, Rates & Taxes	150	-
KRWSA Expenses incurred	3,31,749	6,22,046
Mangalya Nidhi Expenses-CSR expenses	85,000	1,50,000
Miscellaneous Expenses	1,000	-
Office Expenses	11,719	8,920
Other project expenses	792	10,000
Rent	6,58,122	1,89,192
Repairs and Maintenance	42,520	72,092
Small Farmers Agri-Consortium Project expense- SFAC	-	8,83,042
Travelling and conveyance	98,213	68,617
Vehicle Maintenance- Fuel	2,18,044	-
Vehicle Maintenance- Repairs	98,529	86,140
ITC Reversed expense	1,90,744	13,92,859
	8,09,69,457	4,30,44,966



Annexure – 15		
FOREIGN CONTRIBUTION REGULATION ACT, 2010 COVERED EXPENSES		
Employee Benefit Expenses	83,95,131	-
FMO- clean energy project	13,14,749	37,23,668
Lahanthi Institute of Multiple Skill project , Dumka	72,40,857	61,48,842
Livable city project- Bangalore	5,78,261	3,16,371
Livable city project- HO	5,76,255	13,31,068
Other Project Expenses- HO general	5,48,912	44,45,206
Kerala Relief Expenses	1,25,52,644	-
Stone quarry project expenses- Dumka	60,73,313	46,42,346
STONE quarry project expenses- HO	41,165	7,70,407
	3,73,21,288	2,13,77,907
Annexure – 16		
ESAF MEDICAL MISSION EXPENSES		
Advertisement & Publicity	2,13,773	1,34,990
Agricultural Expenses	-	47,330
Bank charges	17,343	5,566
Books & periodicals	18,075	9,730
Consultation Fee to Doctors	1,09,24,778	88,88,957
Discount Allowed	1,98,338	12,128
Duties and Legal charges	-	11,236
Educational Expenses	-	1,03,160
Employee Benefit Expenses		
Employer Contribution to ESI	3,99,471	-
Employer Contribution to EPF	10,46,246	9,88,880
Employer Contribution to Welfare Fund	11,500	4,41,599
Admin Expenses towards EPF	44,831	65,080
Honorarium	1,46,23,742	1,16,73,935
Staff welfare expenses	6,34,346	7,07,174
Generator Maintenance	4,28,839	4,17,130
House Keeping Expense	8,00,487	5,46,433
Insurance charges	77,625	-
Medical aid to poor	75,694	79,573
Medicines / Ayurvedic/ X Ray/ Laboratory Purchased	2,79,14,964	1,99,13,385
Mess expense	12,08,712	10,26,208
Misc Expenses	1,09,625	1,341
Closing stock	-	-
Oxygen filling expenses	47,790	40,765
Printing & stationery	9,17,697	7,13,144
Professional Tax paid	-	600
Project Allowance Nursing school	-	20,339
Registration renewal Expenses	15,000	32,841
Rent	1,25,500	3,86,000
Repairs & Maintenance	20,31,912	28,37,550
School of Nursing expense	1,81,035	2,38,675
Stipend	17,22,085	-
Study Materials	6,685	45,634
Support to staffs	-	10,50,085
Telephone charges	1,30,204	78,368
Transportation charges	4,34,103	4,02,418
Water & Electricity charges	11,65,714	10,43,440
	6,56,19,975	5,19,87,179



CASH AND BANK BALANCES	AMOUNT
Axis Sb No. 046010100137324	17,92,465
AXIS BANK-910010022286058	99,359
Bank of India SB No: 855010100009123	8,462
CO-OPERATIVE BANK (A/c No.6915/29)	1,668
Cooperative Society SB	941
ESAF SFB - BM ACADEMY148114	32,505
ESAF SFB- 215758	2,65,36,811
ESFB- SHELL PROJECT	10,81,743
Federal Bank A/c No.12800100126878	28,751
Federal Tvm SB No: 13170100098835	2,137
HDFC BANK- 50200034567301	11,48,976
HDFC BANK LTD.A/C No:50100161766358	3,72,536
ICICI Bank 063001000121-Dumka	2,93,683
ICICI C/A No: 018005000588	1,69,734
ICICI SB A/C NO: 005901042045, NAGPUR	4,720
ICICI SB No: 018001005902	1,66,795
IDBI-1257102000002264	11,682
Kotak Bank-791188908	5,18,541
KOTAK BANK-7912801695- TCR	11,05,035
KOTAK BANK-9411605293	49,18,347
PUNJAB NATIONAL BANK 3855903, NAGPUR	3,03,538
Punjab National Bank 4492000100016236	8,54,423
S.B.I. A/C No:30194760590-ESAF	11,50,374
SBI A/c No 30245006249	4,03,606
SBI A/C NO: 31991466472	1,57,628
Sbi Sb A/c No. 10584382148	6,37,326
SBI SB A/C NO: 11204884408, NAGPUR	53,576
Sbt Sb 57036602809	32,599
South Indian Bank 59-53-6496	14,24,104
South Indian Bank Sb 59-53-5607	2,14,22,574
THE SOUTH INDIAN BANK LTD, BGLR	26,645
THE SOUTH INDIAN BANK SB A/C :5608	26,99,499
YES BANK 009694600000147	3,63,175
Total	6,78,23,956

LOAN FROM FINANCIAL INSTITUTION	AMOUNT
Co-operative Bank Loan	747050
HDFC Bank loan	499598.36
Kotak Bank - vehicle loan	970791
Total	2217439.36



GENERAL CORPUS FUND	AMOUNT
Admission Fees	48,50,671
Donated Capital Fund	98,400
ESAF Social Security Scheme	44,43,014
Furniture Fund	34,010
Land and Building Fund	11,23,149
Life Membership Fee	34,000
Vehicle fund	11,011
TOTAL	1,05,94,255

INCOME FROM HOSPITAL	AMOUNT
IPD INCOME	97,83,824
DIAGNOSTIC INCOME	73,17,138
DENTAL PROCEEDURE	2,46,410
OPD INCOME	1,16,25,774
PHARMACY INCOME	3,17,73,917
PHYSIOTHERAPY	7,84,015
Books & Periodicals	900
TOTAL	6,15,31,977

INCOME FROM NURSING HOME	AMOUNT
CHN AFFILIATION FEE	6,000.00
CLINICAL POSTING FEE	79,000.00
Exam Fee	22,200.00
Lab Fee	36,500.00
Nursing school fee	1,80,000.00
Registration Fee	2,000.00
Fine & penalties	2,000.00
Exam Fee	45,000.00
TOTAL	3,72,700.00

OTHER INLAND PROJECT EXPENSES	AMOUNT
Kaval project Expenses	5,46,945.00
Godrej Agrovvet expenses	2,13,323.00
Telephone expenses	50,845.00
Travelling Expense	7,97,844.00
Staff Mediclaim Expense	17,02,446.00
DDUGKY - Kudumbasree expenses	21,000.00
Training Expenses	14,15,991.00
TOTAL	47,48,394.00



EVANGELICAL SOCIAL ACTION FORUM
MANNUTHY, THRISSUR, KERALA
DETAILS OF FIXED ASSETS AS ON 31st MARCH 2019

Particulars	G R O S S B L O C K			D E P R E C I A T I O N			N E T B L O C K			
	Cost As on 01/04/2018	Less than 180 days Additions More than 180 days	Deletions	Total As on 31/03/2018	Rate %	Up to 04-01-18	During the year	Total As on 31/03/2019	W.D.V As on 31/03/2019	W.D.V As on 31/03/2018
1.General Projects										
Land	9,30,85,063	157000	240645	9,34,82,708	-	-	-	-	9,34,82,708	9,30,85,063
Lease Land- Dunksa	25,00,306	80,000	80,000	25,80,306	-	-	-	-	25,80,306	25,00,306
Building	1,45,96,772	7,48,197	13,74,927	1,67,19,896	5.00	37,62,069	6,13,518	43,75,587	1,23,44,309	1,08,34,703
Furniture & Fittings	19,82,676	51,304	13,87,788	34,21,768	10.00	9,01,037	1,82,684	10,83,721	23,38,047	10,81,639
Office equipments	9,70,555	14,400	18,210	10,05,165	15.00	3,96,605	89,618	4,86,223	5,16,942	5,73,950
Plant & Machinery	73,95,668	-	3,05,000	77,00,668	15.00	33,11,294	6,35,531	39,46,825	37,35,843	40,84,374
Vehicle	44,03,865	10,55,000	6,600	53,53,465	15.00	28,38,894	3,73,991	32,12,885	21,22,580	15,64,971
Computer & Acc.	29,31,510	7,500	43,82,979	79,21,989	40.00	24,20,785	10,83,886	35,04,671	38,17,318	5,10,723
Digital Video Camera	1,27,780	-	-	1,27,780	15.00	1,16,266	1,727	1,17,993	9,787	11,514
LCD Projector	1,03,000	-	-	1,03,000	15.00	95,617	1,107	96,724	6,276	7,383
Sundry Equipments	32,767	-	-	32,767	15.00	26,632	920	27,552	6,135	6,135
Dumpy level instruments	19,998	-	-	19,998	15.00	16,142	578	16,720	3,278	3,856
Tools & impliments	11,15,882	76,820	2,07,168	13,99,870	15.00	4,09,609	1,32,988	5,42,687	8,57,183	7,06,183
Library Books	15,552	-	-	15,552	40.00	15,552	-	15,552	0	0
Trade Mark	4,30,600	-	-	4,30,600	25.00	2,98,642	32,990	3,31,632	98,968	1,31,958
Total	12,97,11,994	21,10,221	80,03,317	13,96,95,532		1,46,09,234	31,49,538	1,77,58,772	12,19,36,760	11,51,02,760
2.FCRA Projects										
Furniture & Fittings	25,50,451.00	11928	105916	26,56,377	10.00	1396906	1,20,650	15,17,556	11,38,811	11,53,545
Office equipments	15,91,283.00	-	-	16,03,211	15.00	1009514	89,055	10,98,569	5,04,642	581,769
Vehicle	71,69,005.00	41625	112160	71,69,005	15.00	4084721	4,62,643	45,47,364	26,21,641	3084,284
Computer & Acc.	78,09,897.00	-	-	79,63,682	40.00	6243329	6,65,709	69,09,038	10,34,644	15,66,668
Land	2,00,000.00	-	-	2,00,000	-	0	-	-	2,00,000	200,000
Building	5,22,792.00	-	-	5,22,792	5.00	208442	15,718	2,24,160	2,98,632	314,550
Buildings Work-In-Progress	10,85,285.00	5663653	-	67,48,938	-	-	-	-	67,48,938	10,85,285
Plant & Machinery	23,24,210.00	1080230	-	34,04,440	15.00	1211685	2,47,896	14,59,581	19,44,859	11,12,525
Library Books	8,991.00	-	-	8,991	40.00	8991	-	8,991	-	0
Tools & impliments	4,25,195.00	67166	-	4,92,361	15.00	306569	22,831	3,29,400	1,62,961	11,86,226
Total	2,36,87,109.00	53,553.00	70,29,125.00	3,07,69,787.00		1,44,70,157.00	16,24,502.00	1,60,94,659.00	1,46,75,128.00	92,16,952.00
3.ESAF Medical Mission										
Land	1,67,33,236	33,79,308	10,83,805	1,67,33,236	5	47,02,600	9,95,164	56,97,764	1,67,33,236	1,67,33,236
Building	2,06,84,669	-	-	2,51,47,782	15	1,77,659	6,533	1,84,192	1,94,50,018	1,59,82,069
Bio Gas Plant	2,21,209	-	-	2,21,209	40	5,45,457	1,23,668	6,69,125	37,017	43,550
Computer & Acc.	7,79,553	43,900	62,350	8,85,803	10	47,49,280	6,12,618	53,61,898	2,16,678	2,34,096
Furniture & Fittings	95,92,074	9,56,182	6,54,400	1,12,02,656	15	6,48,111	1,50,327	7,98,438	58,40,758	48,42,794
Plant & Machinery	16,50,289	67,200	36,74,387	1,65,02,869	15	1,18,16,528	6,61,605	1,24,78,133	8,51,851	10,02,178
Clinical equipments	1,43,22,835	-	-	1,80,64,422	40	4,29,000	1,40,400	5,69,400	2,10,600	25,06,307
Computerised Radiography	7,80,000	29,926	-	7,80,000	15	72,652	23,034	95,686	1,30,525	3,51,000
Office equipments	1,96,285	-	-	2,26,211	15	4,30,341	1,68,144	5,98,685	9,52,815	1,23,633
Mobile	15,31,500	-	-	15,31,500	15	4,30,341	1,68,144	5,98,685	9,52,815	11,20,959
Total	6,65,11,650	44,76,516	54,74,942	7,64,63,108	170	2,35,71,828	28,81,493	2,64,53,321	5,00,09,787	4,29,39,822
4.JALANDBI PROJECT, KUTTIYATTOOR										
Computer & Acc.	43039	-	-	43039	40	33462	3,831	37,293	5,746	9577
Furniture & Fittings	95781	-	-	95781	10	38313	5,747	44,060	51,721	57468
Total	138820	0	0	138820	50	71775	9578	81353	57467	67045
Grand Total	22,00,49,572.92	66,40,290.00	2,05,07,384.00	24,70,67,246.92	220.00	5,27,22,994.00	76,65,111.00	6,03,88,105.00	18,66,79,141.92	16,73,26,578.92

